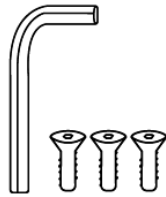


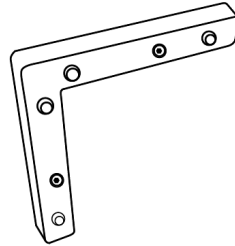
Please read all instructions carefully before starting the installation.

In The Box

There will be 3 bolts and 1 Allen Key Per Foot

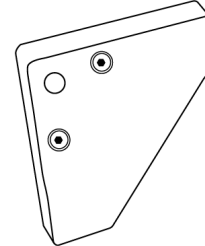


Allen Key & Bolts



Sectional Metal Foot

or



Sectional Wood Foot

Start by removing the existing round feet from your sectional by turning them counter clockwise. Only remove the feet that will be replaced by these new wood or metal feet. Depending on the pieces you purchased, these feet are only designed to be put on: **The front and back of any end arm, the back of the corner piece, all 4 sides of an ottoman.**

